

## SAKKHO® WOODEN TILES - GENERAL CONDITIONS

**Delivery:** Sakkho® ("Sakkho") undertakes to supply wooden tiles or other ordered products as ordered, in good condition. If delivery is agreed, it is the purchaser's responsibility to meet the conditions of delivery as stated, and also provide clear and safe access to the site. In the interest of the Australian Occupational Health & Safety (OH&S) or equivalent local workplace health and safety regulatory requirements, it is the purchaser legal liability to provide a compliant delivery location. Shipment & delivery will be carried out as set by Sakkho standard **Trading Terms & Conditions of Sale**, complete version available online at [sakkho.com](http://sakkho.com)

**Storage and Acclimation:** Timber is a natural hygroscopic material responding to changes in moisture level. As timber absorbs moisture to remain in equilibrium with the surrounding atmosphere it expands; as it loses moisture it shrinks. Timbers such as teakwood have small movement; however, Sakkho recommends wooden tiles to be stored at the installation site protected from rain, snow or direct sunlight for at least two weeks before use to allow the wood absorb or expel humidity, adjust and remain in equilibrium with the ambient atmosphere and moisture level (MC). During the recommended minimum 2 weeks acclimation period, tiles should be kept away from the ground or from newly laid concrete and kept dry. Failure to adjust MC may result in unsafe installation.

### Guide to preparing and acclimating tiles:

1. Open available packages - leave all tiles boxed on-site covered.
2. Stack all boxes allowing air to circulate through all tiles.
3. Leave timber to sit for about 2 weeks or more at the installation site.
4. Ideally install during a season with an average humidity level.
5. Protect the timber from moisture during all stages of construction.

**Installation:** While providing general installation principles, Sakkho does not provide installation or advice related to particular installation; this should be requested from an independent, accredited professional according to your specific project. For installation requiring the use of nails, bolts or screws a pilot hole must be pre-drilled to avoid cracking wooden slats composing tiles. Some projects always require tiles centre and corners to be supported. Sakkho reject all liability related to installation.

**Maintenance:** Sakkho tile are presented raw, unsealed requiring little maintenance and are very easy to care for. When left unprotected, out in the elements and in favourable weather conditions, timbers such as teakwood will change tint into a light silver colour also known as the "graying process".

- **How to Protect:** various options are available to protect Sakkho tiles such as timber finishes, paints, varnishes, sealants, wax or fire retardants; naturally oily timbers such as teakwood may require an aluminium wood primer prior to painting.
- **Note:** do not make the walking surface slippery by exceeding any necessary maintenance schedule when it is not required regardless of any recommended maintenance schedule.
- **Recommended tools:** paint sprayer, paint brushes or paint pads.

**Order Cancellation:** Subject to a purchaser or authorized representative accepting and signing this "Model I.D. Form" or equivalent local or translated form available from Sakkho, and cleared payment received in full by Sakkho for invoiced goods, as soon as a commissioned manufacture or delivery of ordered goods is active, Sakkho will consider the order as final. Change-of-mind will not be accepted.

**No Returns Policy:** It is incumbent upon the purchaser to ensure the correct timber specie, grade, tile model and base type have been ordered; and that a proper check of quantities and tallies has been done by the purchaser prior ordering, at pick up and at delivery. Additional quantity considered as wastage or "extra quantity" should be considered and ordered accordingly by the purchaser.

**Liability:** Under no circumstances shall Sakkho be liable or in any matter responsible for any claim, loss or damage arising from the purchase, use or inability to use its products or form special, indirect, incidental, or consequential damages, including without limitation, lost profits, emotional, multiple, punitive or exemplary damages or attorneys fees, even if Sakkho or its representatives have been advised of the possibility of such damages before sale.

## ABOUT YOUR SUPPLIER OF SAKKHO® PRODUCTS AND / OR SERVICES

It is our intention for Sakkho products to be internationally distributed by a group of owned or fully independent agents, distributors, representatives or licensed dealers ("third party representatives") who may also opt to supply retailers. Sakkho or its third party representatives are under no obligations to supply goods. Should you require to verify a Sakkho dealer's license or to check the authenticity of Sakkho products retailed, contact Sakkho or visit: [www.sakkho.com](http://www.sakkho.com)

### HOW SAKKHO® HANDLES IMAGES AND ARTWORK

Sakkho may request from an owner rights to use images of local or international projects featuring Sakkho products without seeking further permission from other parties involved in the design and completion of a project.

### HOW WILL SAKKHO® HANDLE YOUR PRIVATE INFORMATION

Provision of your personal information ("data") is voluntary but necessary for the transaction. Data provided in this form will be processed under applicable laws and will be controlled by Sakkho. Data will be used for the purpose of supplying requested products and services. You consent to Sakkho disclosing or transferring your data to third party to carry out transactions; third parties include but are not limited to transport / shipping companies when delivery is agreed, financial institutions, banks, retailers, an installer appointed by you, or third party marketing service Sakkho may use from time to time. Sakkho may also disclose data to other third parties in connection with law enforcement, crime prevention and detection, prosecution of offenders, for the purposes of national security or when required by law. If you wish to exercise your rights in connection to the use of your data or opt-out from marketing or commercial communication, please contact Sakkho.

This form is subject to Sakkho full Terms & Conditions of Sale, Disclaimer and Warranty policy available at [www.sakkho.com](http://www.sakkho.com)  
Sakkho® is a registered trademark of Joseph Nyamuka used under license therefrom.  
Errors or omissions are unintentional.  
Copyright© Sakkho




SK-ID-EN

[www.sakkho.com](http://www.sakkho.com)

*It ends with your imagination™*




**SAKKHO**  
A.B.N. 53 054 110 293  
P.O.Box 454  
Bentleigh East  
VIC 3165, Australia  
[info@sakkho.com](mailto:info@sakkho.com)



sakkho teak tile

interior • exterior • marine

Model I.D. Form



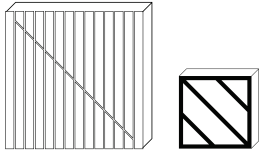
linia  
split

STK-LNS45F



BASE  
REINFORCED

**Sakkho®**  
JUST IMAGINE



# linia - split

BASE  
REINFORCED

Sakkho® Tile Model Attributes	Description
Model Name	LINIA - SPLIT
Base Type	REINFORCED
Material	Teak-Wood
Top Finish	Natural / Untreated Timber
Shape Composition Top and Base	33 Slats of 16 Different Sizes
Model Reference	STK-LNS45F

Sakkho® Tile Specifications	Values	Unit
Surface per One Tile	0.2025	m <sup>2</sup>
Tile Dimensions	450 x 450 x 30	mm
Spacing / Gap Between Slats	4 to 8	mm
Weight Per Tile	2.3 to 2.8	Kg
Cubic Volume Per Tile	0.006	cbm
Quantity Tiles Per One Square Metre	4.94 (≈ 5)	Tile

Sakkho® Tile Capacity					
	TILE	BOX	PALLET	20 FCL	40 FCL
QUANTITY	1	4	250	6104	6916
SURFACE	0.2025	0.81	50.6	1236	1400.4
CUBIC	0.006	0.024			

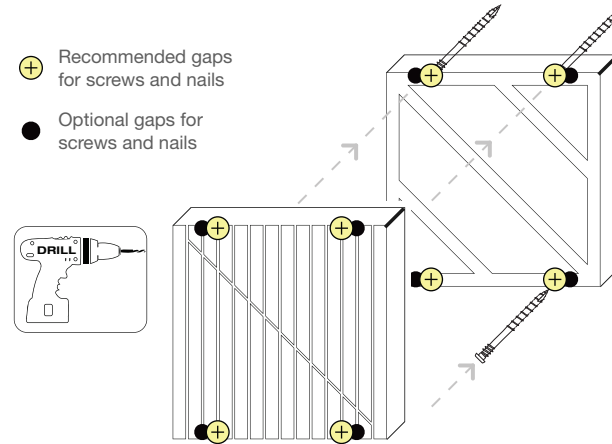
\* Quantity: tile | Surface: m<sup>2</sup> | Cubic: cbm



## Recommended Installation

As each Sakkho tile model has a different pattern and a specific base configuration, fixing spots for nails, screws or angled nails will therefore vary. It is important to work with the top and the base of the tile when placing screws or nails.

Additional options for temporary or permanent installations and for placing fasteners on tiles are possible. The space and gaps between slats varies with each tile model; consequently fasteners and the preferred installation option must be selected accordingly.



**Exclusion of Liability:** This is a Product Identification Form with no reference as to the suitability of the tile model or tile base. Installation should be assessed and completed by a qualified installer. Tile model may be subject to manufacturing and landing, and capacity and loads advertised subject to adjustments.

## Sakkho® Tile Model Accepted



Use form for new or international orders.

MODEL TOTAL QUANTITY →

Project

Country

## Model Specifications & Terms Accepted by

Company Name   Private Purchase

Position

Contact Name

Email

Phone and Country Code

Select if you are an existing purchaser.

Sign

Return

Date

I have provided current, accurate details and accept Sakkho terms & Conditions.

@ info@sakkho.com

✉ Sakkho  
P.O.Box 454, Bentleigh East  
VIC 3165, Australia

OFFICE USE ONLY					IN CONFIDENCE WHEN COMPLETED								
SALE CODE	RET	TRD	WHL	EXP	CLIENT ORIGIN								
					COUNTRY OF ORDER			INVOICE No	TOTAL QUANTITY				
COUNTRY OF DELIVERY					NATIONAL PURCHASE	COLLECT FREIGHT	EXPORT SHIPPING	FOB	CFR	CIF	COUNTRY OF STORE		
TOTAL NUMBER OF MODELS ORDERED					HOW MANY	DATE			TIME		A	M	P